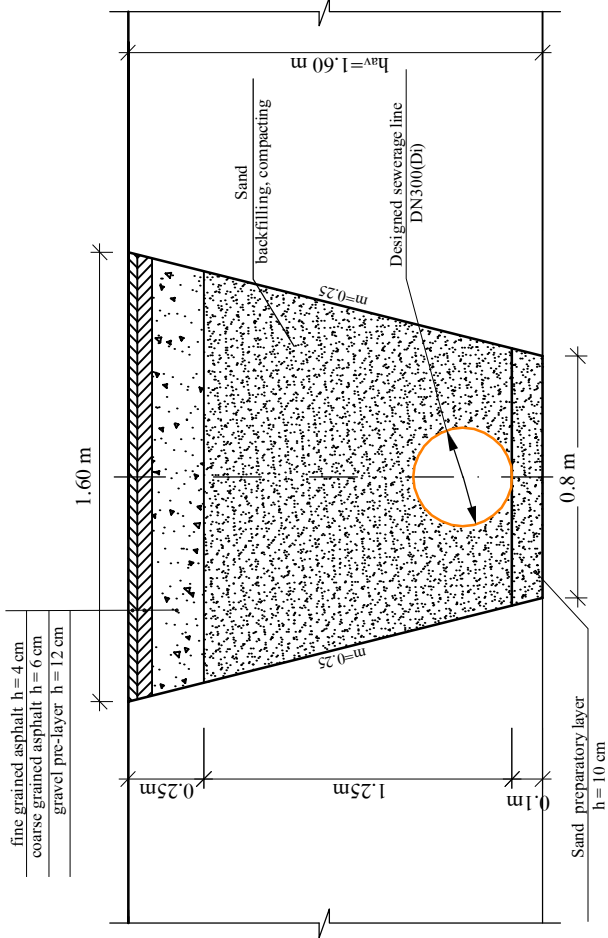


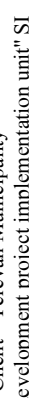


GENERAL CROSS SECTION OF THE TRENCH OF
SEWERAGE LINE - 1 (S₁) MP 0+09 ÷ MP 0+34



NOTE

1. LOOK THIS SHEET TOGETHER WITH SHEETS - 7, 8
2. FOR THE DEPTHS OF THE EXCAVATED TRENCHES BY LENGTH, SEE LONGITUDINAL SECTION SHEET - 8

					
YEREVAN 2013		WATER SUPPLY AND WASTEWATER PROJECT - YEREVAN RPE PROJECT		Tender documents - general drawings	
CED.		Designed by		Cross-sections of the designed sewerage line (S ₁), connection joints in wastewater observation chambers	
Checked by					
				Sheet	Sheets
				0	10